

Features


- ▶ Accepts 2 or 3-wire speed sensors
- ▶ 0-50 KHz input frequency range
- ▶ 4-20 mA output (isolated)
- ▶ 0-5 or 0-10 VDC linear output
- ▶ 50 msec (std) or 10 msec (opt) response time
- ▶ 0, 1, 2 or 4 SPDT relays
- ▶ Failed (open) pickup sensing
- ▶ Square wave repeater output
- ▶ 10-36 VDC input supply power
- ▶ Available input isolation transformer
- ▶ PC programmable over USB port
- ▶ Front Keypad programmable (for models with LCD Display)



Applications

- ▶ Turbomachinery
- ▶ Pumps
- ▶ Speed measurement & overspeed protection of industrial engines

General Specifications*

Input Supply Voltage: DC rating (standard) AC rating: LCD Display only (-AC Suffix)	10-36 VDC, maximum 10 Watts (standard) AC (and DC) supply voltage on terminals VAC L & VAC N. 115 to 275 VAC & 115 to 400 VDC, with maximum 10 Watts	Electrical Connection:	Terminal block
Input Types: Isolated RPM: (-I suffix) Input Sensitivity:	2-wire magnetic pickup (variable reluctance) 3-wire Hall-Effect 3-wire amplified VR type Isolated RPM input from the power supply ground by more than 300V peak From 25 mVRMS to 50 VRMS max	Display Information: Display screen: Display update rate:	RPM, Alarms, Settings (RPM signal, setpoints / relay logic, analog input, security, relay test, setpoint log, and display) 5-digit LCD, 2" x 1.22" screen dimension Approx. 7 msec to update LCD display
Output Accuracy: Proportional Output: Relays:	0.1% of full-scale typical for all the outputs 4-20 mA (24V sourced - fully isolated) with a resistance <1 kOhm 0-5 or 0-10 VDC with a resistance >20 kOhm 0-1 mA with a resistance <750 Ohm SPDT contacts rated 6 Amps at 28 VDC or 115 VAC Programmable for auto-reset or latching relay functions	Mechanical: Environmental: Enclosure rating Approvals Output Power	DIN rail mount (standard 35 mm) Operating temperature range: -40°C to +70°C Storage temperature range: -40°C to +80°C NEMA 1 CSA Certified  Class 1 Division 2, Groups A, B, C & D +12 VDC (40mA) output (e.g. for active magnetic pickups)

*See Product Configurator for more information

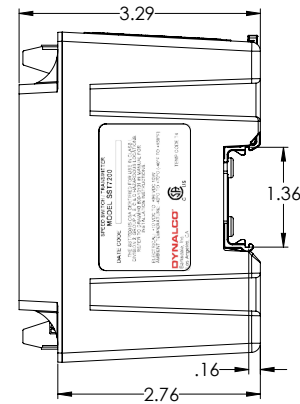
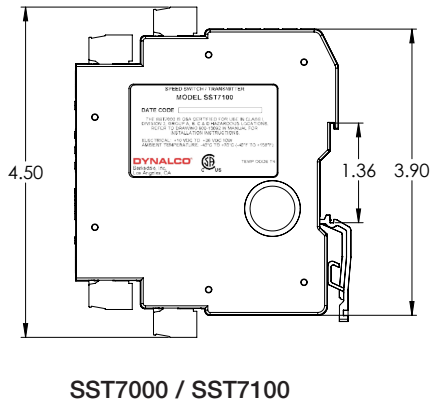
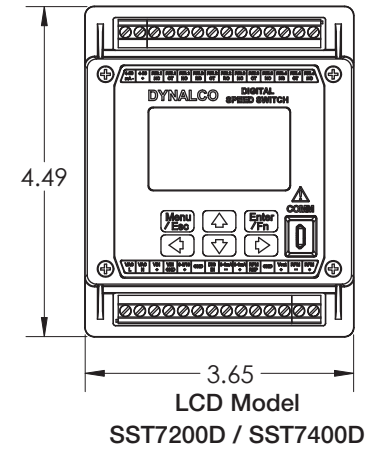
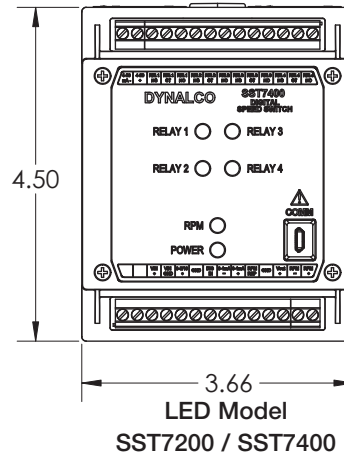
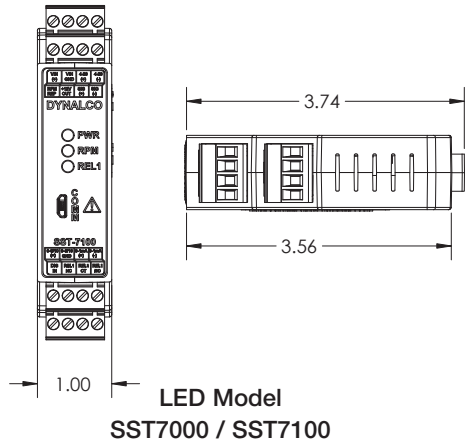
Speed Switch & Transmitter

Digital Speed Switch & Transmitter

SST7000 Series

Technical Drawing*

Dimensions in inch



*Refer to sales drawing for more information

Product Configurator

Example SST7 2 00 D -AC-I-R10

Base Model

SST7 Speed Switch & Transmitter

Number of Relays

0 ⁴	No Relay (Transmitter only)
1 ⁴	1 Relay
2	2 Relays
4	4 Relays

Options

Blank	Standard
-AC ²	AC input power
-I ⁴	Isolated input signal
-R10	10 milliseconds response time
-Q1 ³	Steel mounting clips

Live Status Indication

Blank	LED lights
D ¹	LCD display

Accessories

Part Number	Description
270A-105574	Standard USB A to micro USB B 5-pin cable - 3 ft. (included in product package, can also be purchased separately)

Notes

1. Not available for 0 and 1 relay models.
2. Available only for LCD display models.
3. Available only for 2 and 4 relay models.
4. Not CE certified.